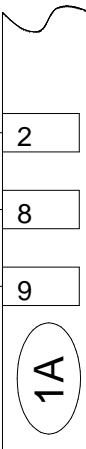
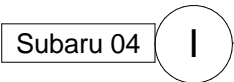
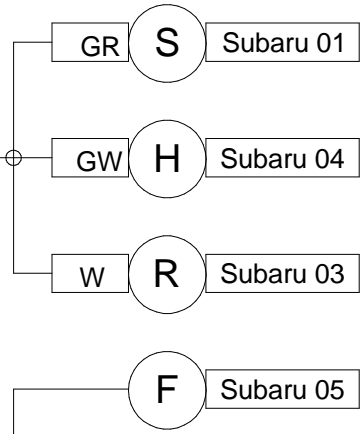


To Instrument Panel MIL — 2  
To EIS Tachometer Input — 8



This Was Originally The Fuel Tank Pressure Sensor # 3 RB wire. Supplies 5V from ECU To The VSS Simulator

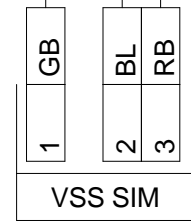
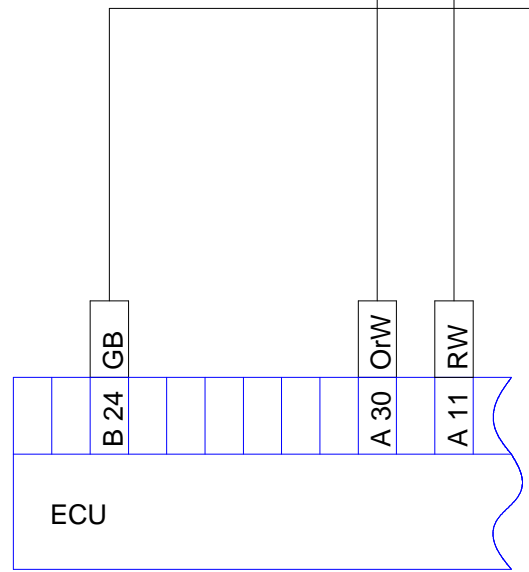


### ECU WIRE COLOR CHART

The following color codes are used to indicate the colors of the wires used.

Color Code	Color
L	Blue
B	Black
Y	Yellow
G	Green
R	Red
W	White
Br	Brown
Lg	Light green
Gr	Gray
P	Pink
Or	Orange
Lb	Light Blue
V	Violet
SA	Sealed (Inner)
SB	Sealed (Outer)

The wire color code, which consists of two letters (or three letters including Br or Lg), indicates the standard color (base color of the wire covering) by its first letter and the stripe marking by its second letter.



## GLASAIR I TD #446

DRAWN ANDREW PLUNKETT 12-00		SUBARU EFI 2 OF 8	
CHECKED			
ENGINEER ANDREW PLUNKETT 12-00		SIZE	DWG NUMBER <b>0000-0000</b>
APPROVED			
SCALE	REV -	SHEET 19 of 25	